



# ANGEL BRA

  
ARDYSSWEAR®



# PARTS ANGEL BRA

## CLASP, HOOKS & BUCKLE

To loosen or tighten straps

## SEAMS OF THE CUP

Provides the correct location  
of the peak of the bust

## EMBROIDERED MATERIAL

Allows the correct  
circulation of the air to  
the skin of the bust

## ELASTIC BAND

It gives flexibility to the  
movements of the thorax.  
It does not lose elasticity.

## FLOWER

Symbol of femininity  
that helps to center  
the garment when  
placing it

## SUSPENSION TRIANGLE

Molds the bust back to its correct  
position, reaffirming the tissue

## UPPER BAND

Gives firmness to the lateral and  
the cups

## WING

Curved cut that prevents  
the formation of folds  
in the back

## LATERALS

Prevents the formation  
of fatty tissue under  
the armpit







# F.A.Q

## DO YOU NOTICE THE ANGEL BRA WHEN ITS ON?

No. The design is anatomical and adapts to the bust. It appears natural and unnoticeable through the clothes.

## DOES THE ANGEL BRA STRETCH WITH FREQUENT USE?

No. The Angel Bra has been made with the highest quality and the best raw materials, which assures that this article of clothing does not become deformed or enlarged.

## HOW MANY HOURS PER DAY CAN IT BE WORN?

The number of hours one uses it is variable. The Angel Bra is specifically designed to accompany women in each stage of their lives. The frequent use of it improves and reaffirms the natural modeling of the bust.

## COULD IT BE USED IN CASES OF A PROMINENT BUST?

Ideal for prominent bust, redistributes the fatty tissue by means of the suitable technique of positioning.



## COMPLEMENT FOR EACH STAGE OF LIFE!

### YOUTH

The Angel Bra helps to hold a straight position, disguises the bust when it is too prominent, heightens it in case of it being too small, and eliminates unsightly creases under the armpits.

Also, it equalizes the bust when there is a noticeable difference between both breasts, and sharpens the figure to appear nicer in clothes. In addition, it offers comfort and security while

### ADOLESCENCE

During adolescence, it aids the bust in developing in the correct and feminine way. It avoids the curvature of the spine, allows the comfortable practice of any sport and, in case of a premature development, it avoids the excessive growth of the bust.

### PREGNANCY

The Angel Bra thanks for the pregnant woman during all the changes in the thorax and bust. With the continuous use of the Angel Bra, stretch marks will be avoided.

### BREAST FEEDING

It alleviates the prenatal lactation. Shortly before the childbirth, the bust increases in their volume remarkably and this produces pain. The use of Angel Bra both day and night, alleviates the pain, and with the continuous use, the annoying sensation disappears.

The Angel Bra avoids the milky discharge. When maintaining a straight breast, the discharge is avoided and the bra allows for comfortable breast feeding.



## MATURITY

The Angel Bra maintains the straight and jovial figure eliminating the neck, shoulder and back pains brought on by the weight of the bust.

## POST-SURGERY

An Angel Bra determines the curvature and avoids movements, favoring a faster healing.

## PREVENTS THE FORMATION OF CYSTS

This is due to the fact that the Angel Bra grants an excellent sanguineous irrigation and facilitates the lymphatic circulation.

## HELPS IN THE PREVENTION OF BREAST CANCER

Probably this benefit is the most important to one's health with the constant use of the Angel Bra. The cause of breast cancer is not known, but one risk factor is the lack of irrigation of the blood to the end of the bust (nipple). The Angel Bra maintains the bust in the position and correct direction allowing the sanguineous irrigation to take place. The use of Angel Bra is an essential part of a change in one's lifestyle. The Angel Bra is the essential complement for each stage of a woman's life.





# ANGEL BRA

# 6 BRA IN ONE

## MAXIMIZER

It may help to  
the early detection  
of Breast Cancer

## MINIMIZER

Favors blood  
circulation

## PROSTHESIS BRA

Promotes  
blood flow

Adjust nipple's  
location

## SUPPORT BRA

## NURSING BRA

Encourages  
good posture

Promotes  
blood flow

## EQUALIZER



# WE TRANSFORM YOUR UPPER BODY WITH JUST ONE BRA, THE ANGEL BRA



Size 20



Size 12



Size 6





# CHANGE YOUR **UPPER BODY** WITH JUST **ONE BRA**

  
ARDYSSWEAR®





## HOW TO CORRECTLY MEASURE FOR THE ANGEL BRA

It is very important to get your Angel Bra in the correct size in order for you to receive the intended design and medical benefits.

The only way to do this is to measure your breast area.

This will only take a couple of minutes with the help of a friend. You will need a measuring tape.

Measuring should be done while wearing your favorite bra, especially if you have hanging breasts

Breasts need to be lifted for proper measuring. Be sure to lift your bra up off your breastbone when assistant is measuring your thorax.

## THERE ARE TWO MEASUREMENTS TAKEN FOR THE ANGEL BRA:

### THORAX MEASUREMENT:

Place measuring tape under the birth of the breasts (slightly below the breastbone) Pull the tape around to your back, angling it downward in a V position, to the top of your waist. and pull it real tight. Note measurement.

### CUP MEASUREMENT:

Pull the tape around your back to the front and across the nipples. Do not pull the tape tight for the cup measurement. Note measurement.

Your **thorax measurement** determines your **bra size**. Your **cup measurement** determines your **cup size**.

Use the Ardyss Bra Calculator below to determine your proper size.

### BRA CALCULATOR

|          |          |          |          |          |          |          |          |          |           |
|----------|----------|----------|----------|----------|----------|----------|----------|----------|-----------|
| <b>A</b> | <b>B</b> | <b>C</b> | <b>D</b> | <b>E</b> | <b>F</b> | <b>G</b> | <b>H</b> | <b>I</b> | <b>J</b>  |
| <b>1</b> | <b>2</b> | <b>3</b> | <b>4</b> | <b>5</b> | <b>6</b> | <b>7</b> | <b>8</b> | <b>9</b> | <b>10</b> |

To determine your **Angel Bra size**: Take your thorax measurement and subtract it from your cup measurement. Whatever number you get, match it with the corresponding letter on the Bra Calculator above.



Example:

Cup measurement is 40, Thorax measurement is 32.  $(40-32=8)$   
The matching letter for 8 on the Bra Calculator is H. The bra size would be 32H.

Note: Bras come only in even sizes. If you get an odd thorax measurement, you go up one inch (number) if you have no flab on your back. Usually this is true for thorax measurements 25 to 29.

You go down one inch (number) if you have a little flab on your back. Usually this is true for thorax measurements 29 to 35.

You go down 3 inches (numbers) if you are very flabby on your back. Usually this is true for thorax measurements 35 and up.

Example:

Thorax measures 37 and you have excess flab: your thorax size would be 34.  
Subtract this from your cup size and match with the letter on the Bra Calculator for bra size.

Note: If you get half-size measurements, you go a half size up for the thorax, and a half size down for the cup.

Example:

Thorax measures 32.5, measurement is 33.  
Cup measures 40.5, measurement is 40.




# ANGEL BRA MEASURING CHART

## 1 Using a measuring tape, measure yourself in inches

### Measure your BUSTLINE

- Align the measuring tape around the bustline.
- Cross it over without applying pressure.




The measurement is taken in the front at the highest part of the bust.

Example 40"

### Measure your THORAX

- Align the measuring tape around your thorax.
- Adjust and place in its center. The measuring tape should be in a "V" shape.



The measurement is always taken from the back, below the bust line.

Example 34"

## 2 Select Size

With the measurement of your thorax locate your size Angel Bra in the following table.

| THORAX SIZE | ANGEL BRA SIZE |
|-------------|----------------|
| 29          | 30             |
| 30          |                |
| 31          | 32             |
| 33          |                |
| 34          | 34             |
| 35          |                |
| 36          | 36             |
| 37          |                |
| 38          | 38             |
| 39          |                |
| 40          | 40             |
| 41          |                |

## 3 Find the proper Angel Bra size

Subtract the measurement of your bust by your thorax

40" MINUS 34" EQUALS 6 Locate the result in the table

|              |   |   |   |   |   |   |   |   |   |    |
|--------------|---|---|---|---|---|---|---|---|---|----|
| Difference > | 1 | 2 | 3 | 4 | 5 | 6 | 7 | 8 | 9 | 10 |
| Cup >        | A | B | C | D | E | F | G | H | I | J  |

Therefore your cup would be F

| CUP SIZES, EXTENSIONS & STRAPS |   |          |   |   |   |          |   |          |   |   |
|--------------------------------|---|----------|---|---|---|----------|---|----------|---|---|
| 3 Clasps                       |   | 4 Clasps |   |   |   |          |   | 5 Clasps |   |   |
|                                | D | E        | F | G | H | I        | J |          |   |   |
|                                |   | D        | E | F | G | H        | I | J        |   |   |
|                                |   |          | D | E | F | G        | H | I        | J |   |
|                                |   |          |   | D | E | F        | G | H        | I | J |
|                                |   |          |   |   | D | E        | F | G        | H | I |
|                                |   |          |   |   |   | D        | E | F        | G | H |
|                                |   |          |   |   |   |          | D | E        | F | G |
|                                |   |          |   |   |   |          |   | D        | E | F |
|                                |   |          |   |   |   |          |   |          | D | E |
|                                |   |          |   |   |   |          |   |          |   | D |
|                                |   |          |   |   |   |          |   |          |   |   |
| 3/4" Strap                     |   |          |   |   |   | 1" Strap |   |          |   |   |




## 4 Hence, your cup size is: 34 F

NOTE: These are referential sizes. Get your sample kit. The areas highlighted in yellow are just examples.




**1 IN 8 WOMEN** IN THE US WILL BE  
DIAGNOSED WITH **BREAST CANCER**  
IN HER LIFETIME





# WHAT CAN I DO TO PREVENT BREAST CANCER?



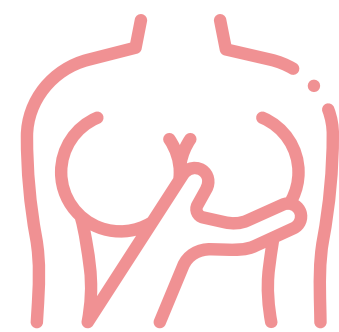
## EXERCISE

**10-19 hours per week** can lower your risk up to 30%



## YEARLY DOCTOR EXAMS

Mammograms can detect tumor **before they can be felt**, screenings are key for early detection



## MONTHLY SELF-EXAMS

Performing monthly self-exams can detect breast cancer early. If you find a lump, schedule an appointment with your doctor



## USE YOUR ANGEL BRA

It allows a correct circularion avoiding the obstruction on the lymphatic system



**AWARENESS**





# DO THE SELF CHECK!

## Breast Cancer Exam

Equalize

Reshape

No underwire

**MORE THAN  
300 SIZES!**

**More than just a bra**



**YOU SEE  
A BRA,**

The right bra!

**WE SEE  
LIFE!**







HELPING  
FAMILIES  
*THRIVE*