

ANGEL BRA

The Right Brassiere for Perfect Support and Shape!

Our Angel Bra offers the ideal balance of comfort, style, and natural support without the need for underwires. Designed to firm, re-shape, and evenly position the bust, it helps place the breasts between the third and sixth rib, allowing oxygen and nutrient-rich blood to reach the tissues and keep them healthy. Its suspender band adapts to your needs, helping minimize or enhance volume for a push-up effect. Lightweight and versatile, it's ideal for women of all ages seeking daily comfort and correct anatomical support.

BENEFITS OF USING ABDOWOMAN:



CORRECT BUST ALIGNMENT

Helps eliminate the appearance of bust fragmentation and prevents lactation discharge



TISSUE REDISTRIBUTION

Redistributes tissue for a firm and beautiful appearance



PREVENTIVE SUPPORT

Prevents the formation of cysts



AVAILABLE SIZES:

XXS – XXL

MATERIAL:

POWERNET (POLYAMIDE AND ELASTANE)

MEDICAL CODE:

E0732 OR L0625

COLORS:



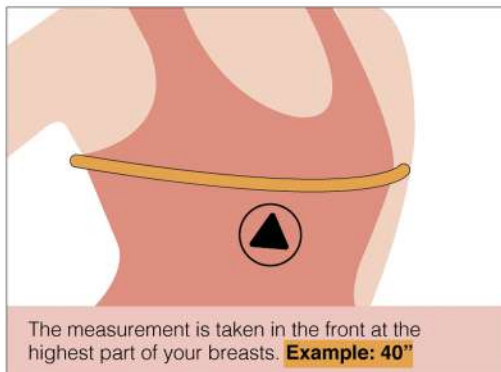
CARE INSTRUCTIONS

- Hand wash in cold water
- Do not bleach
- Lay flat to dry in shade
- Do not wring
- Do not iron

Step 1: Using a measuring tape, measure yourself in inches! **We will take two types of measurements:**

Measure A: BUST

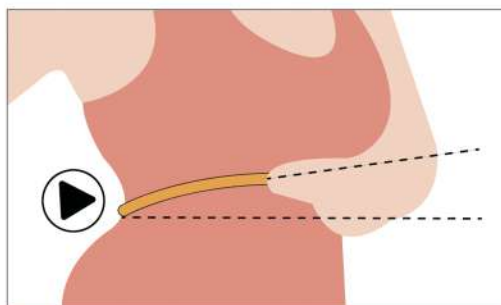
- Align the measuring tape around the bustline.
- Cross it over without applying pressure.



The measurement is taken in the front at the highest part of your breasts. **Example: 40"**

Measure B: THORAX

- Align the measuring tape around your thorax.
- Adjust and place in its center.
- The measuring tape should be in a "V" shape.



The measurement is always taken from the back, below the bust line. **Example: 34"**

Step 2: Select Size

With the measurement of your thorax locate your size Angel Bra in the following table

Measures	Sizes
29/30 in	30
31/33 in	32
34/35 in	34
36/37 in	36
38/39 in	38
40/41 in	40

Step 3: Find the proper Angel Bra size Subtract the measurement of your **bust by your thorax**

40" MINUS **34"** EQUALS **6** Locate the result in the table

Diferencia
Copa

1	2	3	4	5	6	7	8	9
A	B	C	D	E	F	G	H	I

Therefore your cup would be **F**

CUP, SIZES, EXTENSIONS & STRAPS												
3 Clasps			4 Clasps					5 Clasps				
		D	E	F	G	H	I	J				
			D	E	F	G	H	I	J			
				D	E	F	G	H	I	J		
					D	E	F	G	H	I	J	
						D	E	F	G	H	I	J
3/4" Straps						1" Straps						

Step 4: Hence, your cup size is: **34F**


NOTE: These are referential sizes.

The areas highlighted in yellow are just examples.

BODY TIPE



Rectangle



Inverted Triangle



Pear